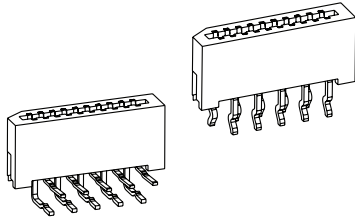


RoHS



KFPC100X Series
1.0 FPC/FFC Vertical / Right angle layout

Features

- Flexible Flat Connector (FFC) and Flexible Printed Connector (FPC) offered.
- Pin counts from 3 to 30 Available
- Offered as Non Zero inserting Force (ZIF)

Performance Specifications

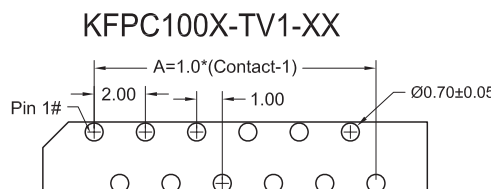
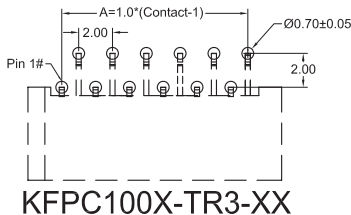
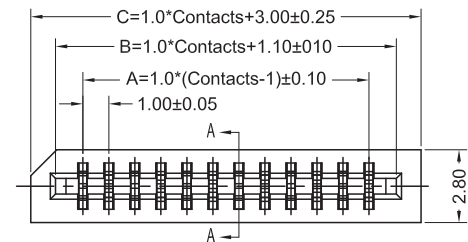
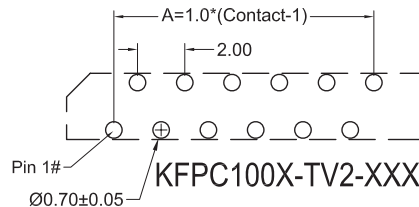
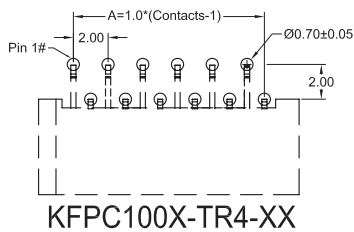
Material and Finish

Housing : High Temp plastic (UL94V-0)
Contact : Copper Alloy
Plated : Tin Plated

Specifications

Current Rating : 1.0A AC/DC
Voltage Rating : 100V AC/DC
Resistance : 30m ohm.max.
Insulation Resistance :100M ohm.Min.
Withstanding Voltage :500V AC for one minute
Operating Temperature Range : -25°C to +105°C

PCB Layout Reference(Top view)

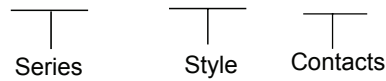


Documentation & Ordering Information

| | | |
|--|--|--|
| | | |
| | | |

Kycon Part #

Part Number Builder



Series

KFPC100X - 1.0 FPC/FFC

Style

TR3 - Right angle Standard layout
TR4 - Right angle alternate layout
TV1 - Vertical Standard layout
TV2 - Vertical alternate layout

Contacts

| No of Pin | Dim A | Dim B | Dim C | No of Pin | Dim A | Dim B | Dim C |
|-----------|-------|-------|-------|-----------|-------|-------|-------|
| 3 | 2.0 | 4.2 | 10.4 | 18 | 17.0 | 19.2 | 25.4 |
| 4 | 3.0 | 5.2 | 11.4 | 19 | 18.0 | 20.2 | 26.4 |
| 5 | 4.0 | 6.2 | 12.4 | 20 | 19.0 | 21.2 | 27.4 |
| 6 | 5.0 | 7.2 | 13.4 | 21 | 20.0 | 22.2 | 28.4 |
| 7 | 6.0 | 8.2 | 14.4 | 22 | 21.0 | 23.2 | 29.4 |
| 8 | 7.0 | 9.2 | 15.4 | 23 | 22.0 | 24.2 | 30.4 |
| 9 | 8.0 | 10.2 | 16.4 | 24 | 23.0 | 25.2 | 31.4 |
| 10 | 9.0 | 11.2 | 17.4 | 25 | 24.0 | 26.2 | 32.4 |
| 11 | 10.0 | 12.2 | 18.4 | 26 | 25.0 | 27.2 | 33.4 |
| 12 | 11.0 | 13.2 | 19.4 | 27 | 26.0 | 28.2 | 34.4 |
| 13 | 12.0 | 14.2 | 20.4 | 28 | 27.0 | 29.2 | 35.4 |
| 14 | 13.0 | 15.2 | 21.4 | 29 | 28.0 | 30.2 | 36.4 |
| 15 | 14.0 | 16.2 | 22.4 | 30 | 29.0 | 31.2 | 37.4 |
| 16 | 15.0 | 17.2 | 23.4 | | | | |
| 17 | 16.0 | 18.2 | 24.4 | | | | |