

Materials and Finish

Housing Material:
thermoplastic,
UL 94V-0 rated,
Color: black

Contact Material:
phosphor bronze

Contact Plating Options:
Standard: 0.0001" nickel
underplating, selectively plated
0.000015" gold on contact
area, tin-lead on soldertails
50 Option: 0.0001" nickel
underplating, selectively plated
0.000050" gold on contact
area, tin-lead on soldertails

Shield: 0.25 thick copper alloy,
tin-lead plated

Electrical Characteristics

Insulation Resistance:
500 Megohms min.

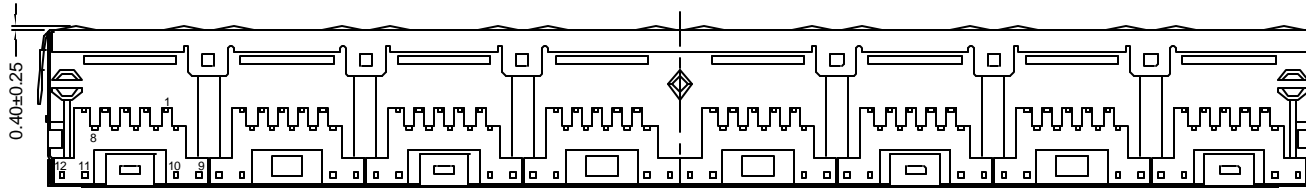
Voltage Rating: 150V AC

Contact Resistance:
20 milliohms max.

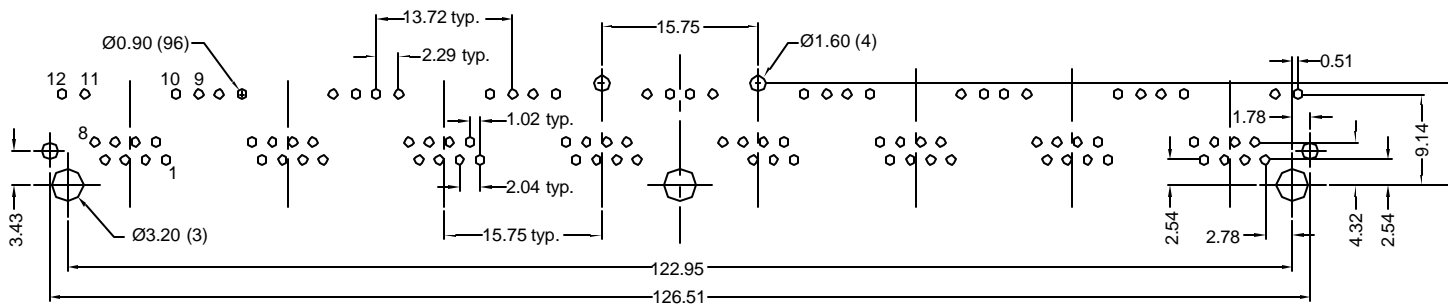
Current Rating:
1.5 amps

Operating Temperature:
-40°C to +85°C

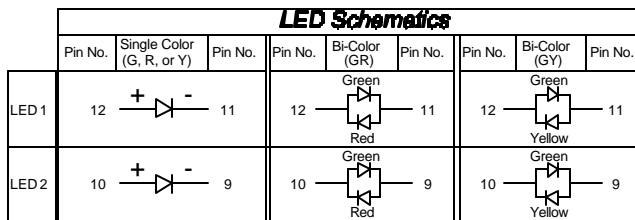
Durability Rating:
500 mating cycles min.



Recommended PCB Layout (top view)



LED Schematics



LED Characteristics

LED Color	Forward DC Current (units: mA)	Forward Voltage (units: V)	Reverse Voltage (units: V)	Power Dissipation (units: mW)
green	25	2.2 Typ. (2.5 Max.)	5	105
red	30	2.0 Typ. (2.5 Max.)	5	105
yellow	30	2.1 Typ. (2.5 Max.)	5	105

Electrical Performance

Category 5 100MHz Bandwidth Performance attenuation @ 100MHz less than 0.13dB performance meets Near End crosstalk (NEXT) requirements of -40dB @ 100 MHz per EIA/TIA 568A in applications where UL approved Category 5 cable (GA27-3773-1) is used, shielded types offer 20dB shielding from 30MHz to 300MHz

Part Number / Ordering Information

Complete P/N Example:	GWL	G	-	S1	8	8	8	GR	/	Y	50
P/N Breakdown:	Series	Type	Shield	Shield Type	No. of Ports	No. of Positions per Port	No. of Contacts per Port	LED 1 Color	Shield	LED 2 Color	Contact Area Plating
Available Options:	GWL = right angle modular jack w/integrated LED's	G = ganged	Shield	S1 = fully shielded w/top & side spring shield grounding tabs	8 = 8 ports	8 = 8 contact positions per port	8 = 8 contacts per port	G = green R = red Y = yellow GR = bi-color green/red GY = bi-color green/yellow	Shield	G = green R = red Y = yellow GR = bi-color green/red GY = bi-color green/yellow	blank = standard 50 = 50u" option

Tolerances
X.X ± 0.30
X.XX ± 0.20
Unless Stated Otherwise



REV.	DATE	DESCRIPTION	REV. BY	CHK. BY	DRAWN BY	DATE
A0	1/8/03	New Drawing	C. Leiva	T. Gokcek	C. Leiva	1/8/03
A1	5/29/03	Release Drawing	T. Gokcek	C. Leiva		
A2	6/20/03	ECO #03-027	C. Leiva	T. Gokcek		
A3	3/1/04	ECO #04-020	C. Leiva	H. MA		
A4	10/19/05	ECO #05-058	R. Aguirre	H. MA		

GWLG-S1888x/x
x = LED color

Right Angle Thru-Hole Ganged Modular Jack w/ LEDs
8 port, fully shielded w/ grounding tabs

